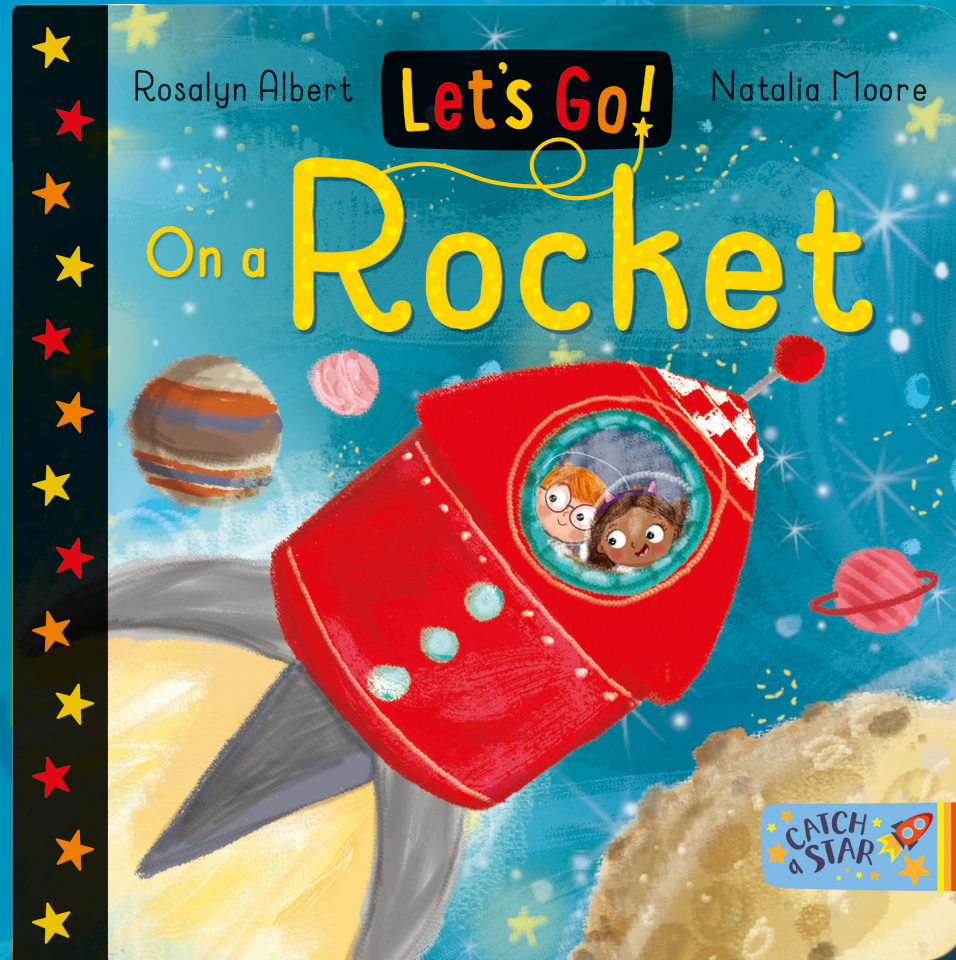


# Let's Go!

## Activity Pack



Written by Rosalyn Albert  
Illustrated by Natalia Moore  
Published by Catch a Star

## **Play Doh Stars**


- **Mix together some yellow Play Doh (or any other colour - be creative) with glitter, squishing the glitter into the Play Doh with your hands.**
- **Next, you can either separate the Play Doh into small balls to represent stars, or if you have a star-shaped cookie cutter on hand, cut out as many star shapes as you can (a smaller cookie cutter would work best).**



**Now that you have your stars, you can help the children with their numeracy skills by playing the counting stars game on the sheet below.**

**Just ask the children to place different numbers of stars in the night sky and see how they get on.**

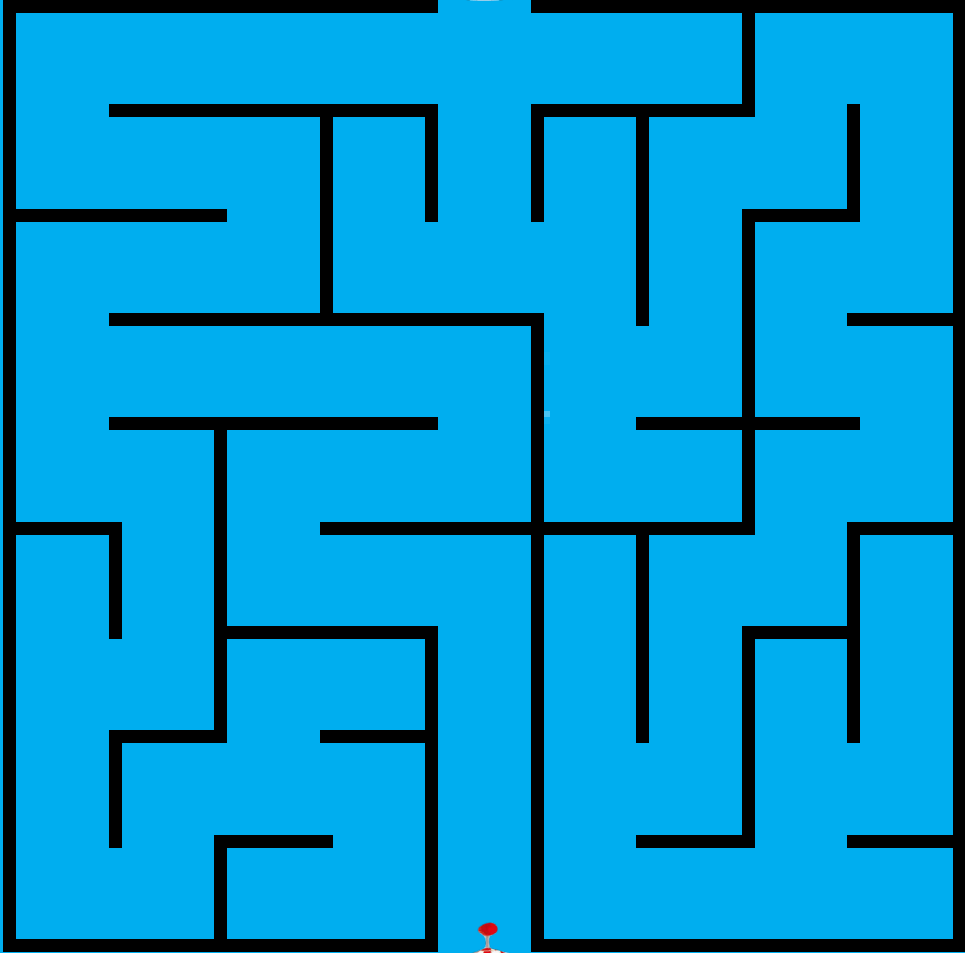




**Here's a little pneumonic to help children remember the planets in order 'Mercury's Volcanoes Erupt  
Mulberry Jam Sandwiches Until Noon'.**

# Maze

Help the two astronauts find their way back to Earth.





Look out for the next book in the *Let's Go!* series, published in December 2019!

