

Flora & Fern

Wonder in the Woods

Teaching Notes



written by Sarah, Duchess of York



Written by Sarah, Duchess of York
Illustrated by Denise Hughes
Published by New Frontier Publishing

Please share your work with us on Instagram [@newfrontierpublishinguk](https://www.instagram.com/newfrontierpublishinguk)

Synopsis

Flora & Fern are getting ready for their FESTIVE party. But when they head out into the snow to gather everything for the occasion, things don't go according to plan. Will they still be able to have their woodland friends over and celebrate?


A magical story with favourites Flora & Fern as they discover the true meaning of wonder and friendship.

About the Author

Sarah Ferguson, Duchess of York is a *Sunday Times* and *New York Times* best-selling author, award-winning producer, philanthropist, creative founder and public speaker. For over 30 years, she has been committed to being a voice and ambassador for undeserved women, children and communities around the world. Passionate about literacy and storytelling, she has published over 70 books, including children's stories. *Budgie the Little Helicopter* was adapted into a highly successful animated series on US Primetime Fox, and *Tea for Ruby* debuted at the top of the *New York Times* bestseller list. *Storytime with Fergie and Friends*, her YouTube show, has received over 20 million views, and Sarah was recently given the 'Special Recognition of Services to Storytelling' Award by the Montessori Group. The Duchess is mother to Princess Beatrice and Princess Eugenie of York and is a grandmother four times over. Known as 'Super Gran' for her passionate dedication to the hearts of children all over the world, she lives in Windsor with five Norfolk terriers and two corgis.

About the Illustrator

Denise studied Fine Art at Winchester School of Art. Soon after graduating, she began her career in illustration. Her work is character driven and combines both digital and traditional drawing methods. Denise loves to illustrate full-colour picture books and board books. A perfect project would be one that includes playful characters and lots of hand-drawn patterns and textures. Denise has worked with worldwide publishing companies, including Penguin Random House, Little Tiger Press, New Frontier, Hachette, Scholastic, Bloomsbury and Zonderkidz. Denise works from her shared studio in Hampshire and can be contacted on Instagram [@denisehughesdesign](https://www.instagram.com/denisehughesdesign)



Educational Applicability

Flora & Fern Wonder in the Woods takes the reader on an exciting adventure in the idyllic English countryside, following two bunnies as they prepare to give a festive party. Holly Wood is home to all sorts of wonderful animals and Flora & Fern spend hours gathering natural elements to give the best party ever. Although very different in character, both are curious and determined and we see how Flora and Fern guide each other throughout the day. Sometimes things don't go to plan and it's often the quieter sibling who steers the usually more confident one back on course. Celebrating kindness and friendship, this story is told through engaging text and illustrated with lively and happy colours. The Duchess's ginger biscuit recipe is a treat for all at the end.

Discussion Topics

Read the book together, asking questions throughout.

1. Look at the cover of the book together. What do you think the story might be about?
2. What are Flora & Fern planning to do?
3. Describe Flora & Fern's burrow? What's inside?
4. What are Flora & Fern gathering? What's on their list?
Why do you think they are going to need these items? If you were giving a party, what would be on your list?
5. Who do they meet on their adventure? Name all the animals.
6. What happens when Flora picks a blackberry?
7. What does 'hibernating' mean? Can you name animals that hibernate?
8. How does Fern comfort Flora?
9. What do the siblings discover when they arrive back home?
10. Who is banging on the door and what have they brought with them?
11. Describe the scene at the end.
12. Flora & Fern have used natural objects for their party and to decorate their burrow. What have they used the natural objects for? This could be a good starting point to talk about sustainability and the environment.
13. What do you think about the end of the story? What sort of message is being given? How do you think Herbie feels? Talk about inclusion and community here.
14. Write down some adjectives that you'd use to describe Flora and some to describe Fern. How are they different?
15. What did the children think of the book? If they liked it, why did they like it? What was their favourite part?
16. Look at the endpapers. What are the names of the animals' homes? Do you know the names of any other animal homes?



Flora & Fern Wordsearch Activity

Can you find all the words in the *Flora & Fern Wonder in the Woods* wordsearch?

Name:

Class:

Date:

word search

FLORA & FERN WONDER IN THE WOODS

D Y E S M F E N I N T H H
H E T T Q S E E R I Y T L
O O T T E R S R U M O S O
U T F E R N D E S U G N P
S E I R R E B Q N R A O D
N L R F H M U I O S R E C
R T C I E I I S W N A G T
O S O F R I E N D S H I P
C I N R B H B N A A E P M
A M E C I M P A R T Y D S
L L S P E A C O Z S I O U
S W S S H O L L Y W O O D
G F A N C F B U R R O W N

ACORNS
BAZ
BERRIES
BURROW
DETERMINATION
FERN
FIRCONES

FLORA
FRIENDSHIP
HERBIE
HOLLY
HOLLYWOOD
MICE
MISTLETOE

OTTERS
PARTY
ROSEHIPS
SNOW
SQUIRRELS
WOODPIGEONS

word search

www.edu-games.org



Answer Sheet

word search

FLORA & FERN WONDER IN THE WOODS

D Y E S M F E N I N T H H
H E T T Q S E E R I Y T L
O O T T E R S R U M O S O
U T F E R N D E S U G N P
S E I R R E B Q N R A O D
N L R F H M U I O S R E C
R T C I E I I S W N A G T
O S O F R I E N D S H I P
C I N R B H B N A A E P M
A M E C I M P A R T Y D S
L L S P E A C O Z S I O U
S W S S H O L L Y W O O D
G F A N C F B U R R O W N

ACORNS
BAZ
BERRIES
BURROW
DETERMINATION
FERN
FIRCONES


FLORA
FRIENDSHIP
HERBIE
HOLLY
HOLLYWOOD
MICE
MISTLETOE

OTTERS
PARTY
ROSEHIPS
SNOW
SQUIRRELS
WOODPIGEONS




A-MAZE-ING Herbie

Help Herbie find his way to Flora & Fern's burrow.



Solution To A-MAZE-ING Herbie



Natural Wonders

Flora & Fern have a list of things to gather for their party. Fir Cones, Mistletoe, Holly, Rosehips, Acorns ... In the space below, next to each item, draw what you think Flora & Fern have used them for.

Mistletoe

Acorns

Acorn 'hats'

Twigs and berries

Holly

Rosehips

Feathers

Design an Invitation

The animals of Holly Wood are excited to receive an invitation from Flora & Fern. In the space below create your own invitation. What theme will your party have and who will you invite?



Wonderful Collage

Collect natural items when you next go on a nature walk, for example, interesting leaves, bark, twigs, flowers, grass ... Then create a pretty collage in the space below. Use a glue to stick the items on the page but always ask an adult to help you.



A large, empty rectangular box with a black border, intended for creating a collage of natural items.



The Duchess's Festive Ginger Biscuits

Ingredients (makes 25-30 biscuits)

- 225g plain flour
- Pinch of salt
- 2 tsp bicarbonate of soda
- 2 tsp ground cinnamon
- 2 tsp ground ginger
- 100g unsalted butter
- 100g soft brown sugar
- 100g golden syrup
- 3 or 4 tbsp warmed milk
- Icing to decorate (optional)

Method

1. Sift the flour into a bowl and add the salt, bicarbonate of soda and the spices.
2. In a saucepan, melt the butter, then stir in the sugar and golden syrup. Take the pan off the heat and let it cool a little.
3. Make a well in the flour mixture and add the melted ingredients and warmed milk. Mix it well, first with a wooden spoon, then with your fingers to create a dough. Chill for one hour.
4. Preheat the oven to 200C/180C fan/gas mark 6.
5. Sprinkle some flour onto a wooden board and roll out the dough so it's 3-5mm thick. With festive cutters, make as many shapes as you can. When you think you're nearly done, re-roll the spare dough – there may be more to come.
6. Carefully place your shapes on a lined or greased baking tray, and bake for 10 minutes or until they are light golden brown.
7. When they're still warm from the oven, make a small hole in the biscuits with a skewer. Let them cool.
8. Decorate with icing, then thread them with ribbon or string and hang them on your tree!

Make these
delicious ginger biscuits
and hang them up on
your tree.



Happy
Christmas!





Please share your work with us
[@newfrontierpublishinguk](https://www.instagram.com/newfrontierpublishinguk)

Do you want to receive regular teachers' resources, and news on our latest releases, competitions and author events?

Sign up to our educational newsletter!

